

**MONOBODIES**  
**Anti-HTLV-II p19**  
**Clone 78/6.18.07**

**PRODUCT DESCRIPTION:**

This murine monoclonal antibody reacts with Human T-Lymphotropic Virus Type II (HTLV-II) core p19 antigen. The antibody was raised by immunizing BALB/c mice with purified HTLV-II lysate. The antibody is of the IgG2b subclass and has been purified from serum-free cell culture supernatant by protein G chromatography. No detectable reaction has been observed with HTLV-I viral lysates by ELISA or Western blot.

**CONTENTS:**

Each vial contains 100 µg of antibody in phosphate-buffered saline (PBS). No preservatives added.








**RECOMMENDED USAGE:**

Anti-HTLV-II p19 Clone 78/6.18.07 is used to detect HTLV-II core protein in virus infected cells, cell lysates, culture fluid, serum or plasma. This antibody exhibits reactivity with T-cell cultures infected with HTLV-II using indirect immunofluorescence, exhibits reactivity with viral lysates by Western blot and immunoprecipitates p19 protein from radiolabeled infected cell extracts. This antibody is especially useful as a probe antibody in an antigen ELISA. Antibody dilutions should be prepared using buffers containing suitable protein in order to stabilize antibody activity. Optimal dilution of antibody must be determined experimentally by the investigator.

**RECOMMENDED STORAGE:**

Stable at -10°C or below. The material may be re-frozen after thawing. Repetitive freezing and thawing is not recommended (aliquot as necessary). Thawed material may be stored at 4°C for short-term usage.

PI0801093  
Revision: 03  
Effective Date: 08/19/2021

	Catalog Number		Temperature Limitation
	Batch Code		Expiration Date
	For Research Use Only		Biological Risk
	Manufacturer		

PCA# 21-112 & 21-244  
Page 1 of 1